










Cascade Orienteering Membership Survey

| 1. How long have you been orienteering? | | |
|---|------------------|----------------|
| | Response Percent | Response Count |
| Less than 1 year  | 6.3% | 6 |
| 1-3 years  | 19.8% | 19 |
| 4-7 years  | 26.0% | 25 |
| 8-15 years  | 19.8% | 19 |
| More than 15 years  | 28.1% | 27 |
| <i>answered question</i> | | 96 |
| <i>skipped question</i> | | 0 |

| 2. How often do you participate in Cascade Orienteering Club events? | | |
|---|------------------|----------------|
| | Response Percent | Response Count |
| 1-3 times per year  | 18.8% | 18 |
| 4-7 times per year  | 29.2% | 28 |
| 8-12 times per year  | 31.3% | 30 |
| More than 12 times per year  | 20.8% | 20 |
| <i>answered question</i> | | 96 |
| <i>skipped question</i> | | 0 |





| 3. Are you a member of Cascade? | | | Response Percent | Response Count |
|--|-------------------------------------|--|------------------|----------------|
| No, I have never been a member | <input type="checkbox"/> | | 4.2% | 4 |
| I used to be a member but am not currently | <input type="checkbox"/> | | 4.2% | 4 |
| Yes, I'm currently a member | <input checked="" type="checkbox"/> | | 91.7% | 88 |
| <i>answered question</i> | | | | 96 |
| <i>skipped question</i> | | | | 0 |

| 4. How important is each of these membership benefits to you? | | | | | | |
|---|-------------------|------------|------------|-------------------|-------------------|----------------|
| | Not important | 2 | 3 | 4 | Very important | Response Count |
| Discount at meets | 7.4% (7) | 8.4% (8) | 20.0% (19) | 29.5% (28) | 34.7% (33) | 95 |
| "Zip to Start" privilege | 28.4% (27) | 12.6% (12) | 25.3% (24) | 21.1% (20) | 12.6% (12) | 95 |
| Sense of belonging | 9.5% (9) | 6.3% (6) | 18.9% (18) | 34.7% (33) | 30.5% (29) | 95 |
| Supporting the club and its functions | 2.1% (2) | 1.1% (1) | 26.3% (25) | 35.8% (34) | 34.7% (33) | 95 |
| Voting privilege at annual election | 34.7% (33) | 25.3% (24) | 21.1% (20) | 11.6% (11) | 7.4% (7) | 95 |
| Other (specify below) | 21.4% (3) | 0.0% (0) | 14.3% (2) | 28.6% (4) | 35.7% (5) | 14 |
| | | | | | Other: | 11 |
| <i>answered question</i> | | | | | | 95 |
| <i>skipped question</i> | | | | | | 1 |





| 5. How did you first hear about orienteering (check all that apply)? | | |
|--|------------------|----------------|
| | Response Percent | Response Count |
| Parents | 5.3% | 5 |
| Friend, relative, or acquaintance | 43.2% | 41 |
| Web listing | 3.2% | 3 |
| Newspaper listing | 6.3% | 6 |
| Street Scramble | 7.4% | 7 |
| WIOL, Scouts, ROTC, or JROTC | 22.1% | 21 |
| Adventure racing | 6.3% | 6 |
| Saw an event in progress | 2.1% | 2 |
| Took an orienteering class | 9.5% | 9 |
| Article or TV show | 7.4% | 7 |
| Lived in country where orienteering is common | 10.5% | 10 |
| Other (please specify) | 13.7% | 13 |
| <i>answered question</i> | | 95 |
| <i>skipped question</i> | | 1 |

| 6. What do you like most about orienteering? | |
|--|----------------|
| | Response Count |
| | 88 |
| <i>answered question</i> | 88 |
| <i>skipped question</i> | 8 |

7. Do you subscribe to the club email list (cascadeoc Yahoo! group)?

| | Response Percent | Response Count |
|--|--------------------------|----------------|
| No, I didn't know about it  | 15.8% | 15 |
| No, it would be information overload  | 6.3% | 6 |
| No, I don't know how to  | 4.2% | 4 |
| Yes, but I don't read it much  | 17.9% | 17 |
| Yes, and I read it frequently  | 55.8% | 53 |
| I used to, but I unsubscribed | 0.0% | 0 |
| Reason I unsubscribed: | | 0 |
| | answered question | 95 |
| | skipped question | 1 |

8. A few years ago, Cascade shifted from a regular printed newsletter (Bearing 315) to an occasional electronic one available on the club website in PDF format. Have you been reading the electronic Bearing 315?

| | Response Percent | Response Count |
|---|--------------------------|----------------|
| Yes, I have read every one.  | 21.3% | 20 |
| I have read it occasionally.  | 46.8% | 44 |
| I have not read it.  | 14.9% | 14 |
| I did not know it existed.  | 17.0% | 16 |
| | answered question | 94 |
| | skipped question | 2 |

9. Do you have any comments to make about how we communicate information (email, website, newsletter, other) within the club?





| | Response Count |
|--------------------------|----------------|
| | 42 |
| <i>answered question</i> | 42 |
| <i>skipped question</i> | 54 |






10. Rate these types of events and terrain

| | Don't know what it is | Not sure / never tried | Dislike | Neutral | Somewhat like | Like | Like a lot | Response Count |
|--|-----------------------|------------------------|------------|------------|---------------|-------------------|-------------------|----------------|
| Regular or WIOL event with 4 public courses in a Puget Sound area park | 0.0% (0) | 1.1% (1) | 0.0% (0) | 4.3% (4) | 6.5% (6) | 37.6% (35) | 50.5% (47) | 93 |
| Regular event east of the Cascades | 0.0% (0) | 15.4% (14) | 3.3% (3) | 9.9% (9) | 15.4% (14) | 16.5% (15) | 39.6% (36) | 91 |
| Street Scramble / Night & Day | 1.1% (1) | 21.1% (19) | 2.2% (2) | 14.4% (13) | 15.6% (14) | 21.1% (19) | 24.4% (22) | 90 |
| Other street orienteering | 3.4% (3) | 27.6% (24) | 4.6% (4) | 19.5% (17) | 13.8% (12) | 23.0% (20) | 8.0% (7) | 87 |
| Sprint orienteering | 1.1% (1) | 13.6% (12) | 11.4% (10) | 15.9% (14) | 13.6% (12) | 27.3% (24) | 17.0% (15) | 88 |
| Night orienteering | 1.1% (1) | 15.4% (14) | 15.4% (14) | 9.9% (9) | 18.7% (17) | 23.1% (21) | 16.5% (15) | 91 |
| Vampire orienteering | 3.3% (3) | 21.7% (20) | 14.1% (13) | 14.1% (13) | 7.6% (7) | 12.0% (11) | 27.2% (25) | 92 |
| Ski orienteering | 1.1% (1) | 48.4% (44) | 6.6% (6) | 18.7% (17) | 8.8% (8) | 12.1% (11) | 4.4% (4) | 91 |
| Canoe orienteering | 1.1% (1) | 35.2% (32) | 3.3% (3) | 17.6% (16) | 13.2% (12) | 17.6% (16) | 12.1% (11) | 91 |
| Score orienteering (time limit, controls in any order) | 1.1% (1) | 10.0% (9) | 1.1% (1) | 5.6% (5) | 7.8% (7) | 33.3% (30) | 41.1% (37) | 90 |
| Goat (very long course) | 0.0% (0) | 24.4% (22) | 8.9% (8) | 6.7% (6) | 8.9% (8) | 30.0% (27) | 21.1% (19) | 90 |

| | | | | | | | | |
|----------------------------------|-------------|-----------------------------|---------------|---------------|------------|---------------|---------------|-----------|
| Rogaine (very long Score course) | 0.0% (0) | 28.6% (26) | 6.6% (6) | 7.7% (7) | 13.2% (12) | 23.1% (21) | 20.9% (19) | 91 |
| Mountain bike orienteering | 1.1% (1) | 44.6% (41) | 8.7% (8) | 14.1% (13) | 10.9% (10) | 13.0% (12) | 7.6% (7) | 92 |
| Road bike orienteering | 1.1% (1) | 47.3% (43) | 6.6% (6) | 22.0% (20) | 11.0% (10) | 6.6% (6) | 5.5% (5) | 91 |
| Cell phone orienteering | 0.0% (0) | 38.2% (34) | 12.4% (11) | 6.7% (6) | 11.2% (10) | 12.4% (11) | 19.1% (17) | 89 |
| Other (please specify) | | | | | | | | 13 |
| answered question | | | | | | | | 93 |
| skipped question | | | | | | | | 3 |

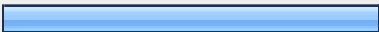

| 11. If a Cascade event is conducted east of the Cascade Mountains, how likely are you to attend? | | | Response Percent | Response Count |
|--|--|--|------------------|----------------|
| Won't attend | | | 2.1% | 2 |
| Not likely | | | 21.3% | 20 |
| Somewhat likely | | | 31.9% | 30 |
| Likely | | | 24.5% | 23 |
| Very likely | | | 20.2% | 19 |
| Comments: | | | | 30 |
| answered question | | | | 94 |
| skipped question | | | | 2 |

| 12. Do you prefer orienteering events to be held on Saturdays or Sundays? | | |
|--|--------------------------|----------------|
| | Response Percent | Response Count |
| Can only attend Saturday  | 4.3% | 4 |
| Prefer Saturday  | 33.0% | 31 |
| No preference  | 51.1% | 48 |
| Prefer Sunday  | 11.7% | 11 |
| Can only attend Sunday | 0.0% | 0 |
| | Why? | 35 |
| | answered question | 94 |
| | skipped question | 2 |




| 13. How often do you volunteer at a Cascade event? | | |
|---|--------------------------|----------------|
| | Response Percent | Response Count |
| Rarely/Never  | 27.2% | 25 |
| 1-3 times/year  | 31.5% | 29 |
| 4-6 times/year  | 27.2% | 25 |
| 7-12 times/year  | 9.8% | 9 |
| More than 12 times/year  | 4.3% | 4 |
| | answered question | 92 |
| | skipped question | 4 |



| 14. What motivates you to volunteer? (Check all that apply) | | |
|---|------------------|----------------|
| | Response Percent | Response Count |
| Want to do my share | 82.7% | 67 |
| Volunteer appreciation points | 55.6% | 45 |
| I enjoy it | 56.8% | 46 |
| Social opportunity | 38.3% | 31 |
| I'm required to do it by WIOL | 2.5% | 2 |
| Other (please specify) | 7.4% | 6 |
| answered question | | 81 |
| skipped question | | 15 |

| 15. What prevents you from volunteering more often? (Check all that apply) | | |
|--|------------------|----------------|
| | Response Percent | Response Count |
| Don't know how to do the jobs | 11.4% | 10 |
| Don't feel part of the "in" crowd | 10.2% | 9 |
| Too hard to both volunteer and do a course | 42.0% | 37 |
| Too busy with other activities | 56.8% | 50 |
| Don't enjoy it | 4.5% | 4 |
| Children | 25.0% | 22 |
| Other (please specify) | 19.3% | 17 |
| answered question | | 88 |
| skipped question | | 8 |




| 16. Have you ever worked as an Event Director or Course Setter? | | |
|---|------------------|----------------|
| | Response Percent | Response Count |
| No  | 57.0% | 53 |
| Yes  | 43.0% | 40 |
| <i>answered question</i> | | 93 |
| <i>skipped question</i> | | 3 |

| 17. What could encourage you to volunteer as an Event Director or Course Setter? | | Response Count |
|--|--|----------------|
| | | 51 |
| <i>answered question</i> | | 51 |
| <i>skipped question</i> | | 45 |






| 18. At your first, or first few, Cascade meets, how welcome did you feel? | | |
|--|------------------|----------------|
| | Response Percent | Response Count |
| Not very welcome  | 5.5% | 5 |
| Moderately welcome  | 45.1% | 41 |
| Very welcome  | 49.5% | 45 |
| <i>answered question</i> | | 91 |
| <i>skipped question</i> | | 5 |

| 19. Was signage upon arrival sufficient to get you started? | | |
|--|------------------|----------------|
| | Response Percent | Response Count |
| Yes  | 77.6% | 66 |
| No  | 22.4% | 19 |
| Comments: | | 27 |
| answered question | | 85 |
| skipped question | | 11 |

| 20. How can Cascade be more welcoming to newcomers? | | Response Count |
|---|--|----------------|
| | | 49 |
| answered question | | 49 |
| skipped question | | 47 |

| 21. Compared to other recreational or competitive activities you participate in, Cascade fees are a ... | | |
|--|------------------|----------------|
| | Response Percent | Response Count |
| Poor value | 0.0% | 0 |
| Fair value  | 7.8% | 7 |
| Good value  | 20.0% | 18 |
| Very good value  | 34.4% | 31 |
| Excellent value  | 37.8% | 34 |
| answered question | | 90 |
| skipped question | | 6 |

22. If the adult member fee for local events were increased from \$6 to \$9 in order to create and improve maps, I would participate ...

| | Response Percent | Response Count |
|---|------------------|----------------|
| Much less often  | 1.1% | 1 |
| Somewhat less often  | 8.9% | 8 |
| Slightly less often  | 14.4% | 13 |
| The same  | 73.3% | 66 |
| More often  | 2.2% | 2 |
| <i>answered question</i> | | 90 |
| <i>skipped question</i> | | 6 |




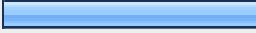
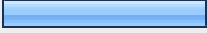

23. Do you have any additional comments regarding fees?

| | Response Count |
|--------------------------|----------------|
| | 46 |
| <i>answered question</i> | |
| 46 | |
| <i>skipped question</i> | |
| 50 | |






24. Is there anything else you'd like to communicate to the club leadership?

| | Response Count |
|--------------------------|----------------|
| | 35 |
| <i>answered question</i> | |
| 35 | |
| <i>skipped question</i> | |
| 61 | |






25. What is your age?

| | Response Percent | Response Count |
|---|------------------|----------------|
| Under 14  | 1.1% | 1 |
| 14 to 21  | 12.0% | 11 |
| 21 to 34  | 10.9% | 10 |
| 35 to 49  | 38.0% | 35 |
| 50 to 64  | 30.4% | 28 |
| 65 or over  | 7.6% | 7 |
| answered question | | 92 |
| skipped question | | 4 |

26. What is your highest level of education?

| | Response Percent | Response Count |
|---|------------------|----------------|
| Elementary or high school  | 9.8% | 9 |
| Some college/university  | 7.6% | 7 |
| A four-year degree  | 30.4% | 28 |
| Some graduate school  | 7.6% | 7 |
| Advanced degree(s)  | 44.6% | 41 |
| answered question | | 92 |
| skipped question | | 4 |

27. How do you describe your fitness level on a scale of 1 (sedentary) to 5 (extremely fit)?

| | Response Percent | Response Count |
|---|------------------|----------------|
| 1  | 2.2% | 2 |
| 2  | 7.6% | 7 |
| 3  | 35.9% | 33 |
| 4  | 41.3% | 38 |
| 5  | 13.0% | 12 |
| answered question | | 92 |
| skipped question | | 4 |

28. List any environmental organizations you contribute to regularly.

| | Response Count |
|--------------------------|----------------|
| | 25 |
| answered question | 25 |
| skipped question | 71 |

29. List other outdoor recreational organizations you belong to.

| | Response Count |
|--------------------------|----------------|
| | 40 |
| answered question | 40 |
| skipped question | 56 |





30. We'd like to know where you most enjoy orienteering. Rate these 52 orienteering venues. If you don't know anything about the venue, don't rate it. Note: please rate the terrain, not the map quality.

| | Don't know this venue | Don't enjoy | Neutral | Somewhat enjoy | Enjoy | A favorite | Response Count |
|---|-----------------------|-------------|------------|----------------|-------------------|------------|----------------|
| Capitol Hill / Volunteer Park (Seattle) | 28.2% (20) | 7.0% (5) | 12.7% (9) | 23.9% (17) | 25.4% (18) | 2.8% (2) | 71 |
| Carkeek Park (Seattle) | 41.2% (28) | 0.0% (0) | 13.2% (9) | 16.2% (11) | 26.5% (18) | 2.9% (2) | 68 |
| Hamlin Park (Seattle) | 12.3% (9) | 1.4% (1) | 8.2% (6) | 13.7% (10) | 46.6% (34) | 17.8% (13) | 73 |
| Lincoln Park (Seattle) | 6.7% (5) | 2.7% (2) | 8.0% (6) | 18.7% (14) | 52.0% (39) | 12.0% (9) | 75 |
| Magnuson Park (Seattle) | 6.7% (5) | 4.0% (3) | 4.0% (3) | 29.3% (22) | 45.3% (34) | 10.7% (8) | 75 |
| Matthews Beach (Seattle) | 63.1% (41) | 0.0% (0) | 16.9% (11) | 10.8% (7) | 4.6% (3) | 4.6% (3) | 65 |
| North SeaTac Park (Seattle) | 13.9% (10) | 4.2% (3) | 12.5% (9) | 20.8% (15) | 37.5% (27) | 11.1% (8) | 72 |
| Seward Park (Seattle) | 4.2% (3) | 5.6% (4) | 2.8% (2) | 19.4% (14) | 47.2% (34) | 20.8% (15) | 72 |
| Union Bay (Canoe-O) (Seattle) | 34.3% (23) | 3.0% (2) | 10.4% (7) | 11.9% (8) | 25.4% (17) | 14.9% (10) | 67 |
| UW Campus (Seattle) | 2.6% (2) | 2.6% (2) | 10.5% (8) | 25.0% (19) | 32.9% (25) | 26.3% (20) | 76 |
| Woodland Park (Seattle) | 8.1% (6) | 0.0% (0) | 6.8% (5) | 32.4% (24) | 39.2% (29) | 13.5% (10) | 74 |
| Madrona (Street Scramble) (Seattle) | 63.5% (40) | 4.8% (3) | 9.5% (6) | 7.9% (5) | 7.9% (5) | 6.3% (4) | 63 |
| North Seattle Community College (Seattle) | 32.8% (22) | 3.0% (2) | 19.4% (13) | 19.4% (13) | 23.9% (16) | 1.5% (1) | 67 |
| Lewis Creek Park (Bellevue) | 78.1% (50) | 4.7% (3) | 7.8% (5) | 9.4% (6) | 0.0% (0) | 0.0% (0) | 64 |
| Kelsey Creek Park (Bellevue) | 36.8% (25) | 2.9% (2) | 13.2% (9) | 25.0% (17) | 17.6% (12) | 4.4% (3) | 68 |

| | | | | | | | |
|---|-----------------------------|----------|---------------|-------------------|-----------------------------|-----------------------------|----|
| Wilburton Hill Park (Bellevue) | 40.3% (27) | 3.0% (2) | 7.5% (5) | 26.9% (18) | 19.4% (13) | 3.0% (2) | 67 |
| Robinswood Park (Bellevue) | 46.0% (29) | 1.6% (1) | 12.7% (8) | 12.7% (8) | 23.8% (15) | 3.2% (2) | 63 |
| Farrel-McWhirter Park (Redmond) | 16.2% (11) | 2.9% (2) | 11.8% (8) | 26.5% (18) | 35.3% (24) | 7.4% (5) | 68 |
| Marymoor Park (Redmond) | 5.4% (4) | 1.4% (1) | 8.1% (6) | 31.1% (23) | 40.5% (30) | 13.5% (10) | 74 |
| Drunken Charlie (Duvall) | 62.5% (40) | 1.6% (1) | 4.7% (3) | 7.8% (5) | 9.4% (6) | 14.1% (9) | 64 |
| St. Edward State Park (Kenmore) | 2.8% (2) | 5.6% (4) | 2.8% (2) | 15.3% (11) | 33.3% (24) | 40.3% (29) | 72 |
| Big Finn Hill / O.O. Denny (Kirkland) | 15.7% (11) | 2.9% (2) | 7.1% (5) | 21.4% (15) | 34.3% (24) | 18.6% (13) | 70 |
| Bridle Trails (Kirkland) | 18.3% (13) | 2.8% (2) | 7.0% (5) | 19.7% (14) | 28.2% (20) | 23.9% (17) | 71 |
| Lake Sammamish State Park (Issaquah) | 13.9% (10) | 1.4% (1) | 11.1% (8) | 25.0% (18) | 40.3% (29) | 8.3% (6) | 72 |
| Luther Burbank Park (Mercer Island) | 22.4% (15) | 1.5% (1) | 19.4% (13) | 19.4% (13) | 28.4% (19) | 9.0% (6) | 67 |
| Pioneer Park / Island Crest Park (Mercer Island) | 34.8% (23) | 1.5% (1) | 10.6% (7) | 27.3% (18) | 19.7% (13) | 6.1% (4) | 66 |
| Camp Waskowitz (North Bend) | 74.2% (46) | 4.8% (3) | 9.7% (6) | 3.2% (2) | 4.8% (3) | 3.2% (2) | 62 |
| Hyak Lake (Snoqualmie Pass) | 44.3% (27) | 8.2% (5) | 6.6% (4) | 11.5% (7) | 16.4% (10) | 13.1% (8) | 61 |
| Rattlesnake Lake (North Bend) | 55.6% (35) | 0.0% (0) | 9.5% (6) | 6.3% (4) | 19.0% (12) | 9.5% (6) | 63 |
| Trollhaugen (Cascades) | 64.6% (42) | 3.1% (2) | 3.1% (2) | 9.2% (6) | 13.8% (9) | 6.2% (4) | 65 |
| Shoreview Park (Shoreline) | 22.4% (15) | 1.5% (1) | 6.0% (4) | 19.4% (13) | 38.8% (26) | 11.9% (8) | 67 |
| Lynndale Park (Lynnwood) | 19.7% (14) | 1.4% (1) | 5.6% (4) | 33.8% (24) | 33.8% (24) | 5.6% (4) | 71 |
| Edmonds (Edmonds) | 73.3% (44) | 1.7% (1) | 5.0% (3) | 10.0% (6) | 8.3% (5) | 1.7% (1) | 60 |

| | | | | | | | |
|---|-----------------------------|--------------|--------------|------------|-----------------------------|-----------------------------|----|
| Fire Mountain Scout Reservation (Mount Vernon) | 11.1% (8) | 12.5% (9) | 5.6% (4) | 22.2% (16) | 25.0% (18) | 23.6% (17) | 72 |
| Lord Hill Regional Park (Snohomish) | 28.4% (19) | 0.0% (0) | 4.5% (3) | 14.9% (10) | 23.9% (16) | 28.4% (19) | 67 |
| Green River Community College (Auburn) | 16.9% (12) | 2.8% (2) | 2.8% (2) | 19.7% (14) | 43.7% (31) | 14.1% (10) | 71 |
| Fort Steilacoom County Park (Lakewood) | 13.9% (10) | 4.2% (3) | 2.8% (2) | 16.7% (12) | 36.1% (26) | 26.4% (19) | 72 |
| Point Defiance Park (Tacoma) | 8.2% (6) | 2.7% (2) | 4.1% (3) | 13.7% (10) | 45.2% (33) | 26.0% (19) | 73 |
| Priest Point Park (Olympia) | 23.9% (16) | 3.0% (2) | 6.0% (4) | 14.9% (10) | 37.3% (25) | 14.9% (10) | 67 |
| Titlow Park (Tacoma) | 71.7% (43) | 5.0% (3) | 8.3% (5) | 8.3% (5) | 6.7% (4) | 0.0% (0) | 60 |
| NAD Park (Bremerton) | 57.8% (37) | 3.1% (2) | 12.5% (8) | 15.6% (10) | 9.4% (6) | 1.6% (1) | 64 |
| Chinook Lands / Whidbey Institute (Whidbey Island) | 56.5% (35) | 1.6% (1) | 1.6% (1) | 9.7% (6) | 12.9% (8) | 17.7% (11) | 62 |
| Fort Casey State Park (Whidbey Island) | 21.5% (14) | 1.5% (1) | 6.2% (4) | 21.5% (14) | 20.0% (13) | 29.2% (19) | 65 |
| Fort Ebey State Park (Whidbey Island) | 35.4% (23) | 1.5% (1) | 4.6% (3) | 4.6% (3) | 18.5% (12) | 35.4% (23) | 65 |
| Putney Woods (Whidbey Island) | 50.0% (30) | 1.7% (1) | 1.7% (1) | 8.3% (5) | 13.3% (8) | 25.0% (15) | 60 |
| Moran State Park (Orcas Island) | 50.7% (34) | 1.5% (1) | 1.5% (1) | 6.0% (4) | 9.0% (6) | 31.3% (21) | 67 |
| Old Durr Road (Ellensburg) | 75.4% (46) | 1.6% (1) | 3.3% (2) | 1.6% (1) | 3.3% (2) | 14.8% (9) | 61 |
| Cle Elum Ridge (Central WA) | 31.9% (22) | 1.4% (1) | 1.4% (1) | 5.8% (4) | 13.0% (9) | 46.4% (32) | 69 |
| Lick Creek (Central WA) | 38.2% (26) | 1.5% (1) | 1.5% (1) | 2.9% (2) | 17.6% (12) | 38.2% (26) | 68 |
| Salmon La Sac (Central WA) | 38.8% (26) | 3.0% (2) | 0.0% (0) | 0.0% (0) | 14.9% (10) | 43.3% (29) | 67 |
| Teanaway Forks (Central WA) | 36.8% (25) | 1.5% (1) | 0.0% (0) | 2.9% (2) | 17.6% (12) | 41.2% (28) | 68 |

| | | | | | | | |
|--------------------------|-----------------------------|----------|----------|----------|---------------|---------------|-----------|
| The Tongue (Central WA) | 55.4% (36) | 1.5% (1) | 0.0% (0) | 3.1% (2) | 15.4% (10) | 24.6% (16) | 65 |
| answered question | | | | | | | 80 |
| skipped question | | | | | | | 16 |

| 31. How important is map quality (accuracy and consistency) to you? | | | Response Percent | Response Count |
|---|---|--|------------------|----------------|
| Very important |  | | 61.9% | 52 |
| Important |  | | 35.7% | 30 |
| Not important |  | | 1.2% | 1 |
| I can't tell a high quality map from a low quality one |  | | 1.2% | 1 |
| answered question | | | | 84 |
| skipped question | | | | 12 |

| 32. Which maps, if any, would you enjoy much more if they were improved? | | Response Count |
|--|--|----------------|
| | | 34 |
| answered question | | 34 |
| skipped question | | 62 |

| 33. Where would you like to see new maps made? | | Response Count |
|--|--|----------------|
| | | 37 |
| answered question | | 37 |
| skipped question | | 59 |